


PP CORUGATED ID PIPES




WE ARE

a private company Peštan, leader in the Balkans in the production and distribution of products and solutions from the polymers.

Company was founded in 1989 and has been producing water pipes made of polyethylene.

Over time, we introduced new materials (polypropylene and PVC) and expanded product range. Today, in our offer you may find more than 6500 products, divided into four categories:



**PIPING
SOLUTIONS**



**DRAIN
SOLUTIONS**



**AGRICULTURE
SOLUTIONS**




**HOUSEHOLD
SOLUTIONS**



Edition 5



PP CORUGATED ID PIPES



Double layered corrugated PP ID pipes and fittings

PRODUCTION AND PURPOSES

Peštan Company supplies for its corrugated pipes only certified materials from top manufacturers.

These raw materials are satisfying properties of high impact resistance that have polypropylene copolymer PP-B. It is very important to make the correct choice of pipe by the type of fluid and by conditions of exploitation, in accordance with the characteristics of the material from which they are made of.

CHARACTERISTICS	VALUE	EN
Density	900kg/m ³	EN 1183
MFR	0,3gr/10 min(230/2,16)	EN1133
Modulus of elasticity	1500/2000MPa	EN527
Tensile strength at yield point	32 MPa	EN527
Impact toughness by Sharp with a comma	+23 °C 70kJ/m ²	EN179/1eA
	-23 °C 7 kJ/m ²	EN179/1eA



MATERIAL

Material properties and temperature application are given in the following table:

MATERIAL	MIN.	MAX.	SHORT-TERM
PP	-20 °C	60°C	95°C
PE-HD	-40°C	40°C	70°C
PVC-U	0°C	40°C	60°C

PRODUCTION

Pipes are manufactured in accordance with SRPS-EN13476 and EN1440

- Classified according to the inner light diameter DN/ID
- Life expectancy is 100 years
- Excellent hydraulic properties
- Excellent chemical stability
- High temperature stability at 60°C, short term up to 90°C
- High resistance to abrasion
- Pipes are lightweight

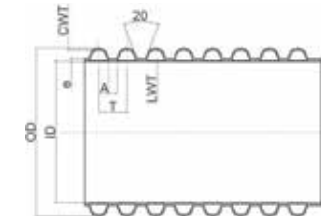
- Easy handling and installation
- Good mechanical properties
- Good impact resistance at low temperatures
- Good pipe flexibility
- Pipes can be completely recycled
- Pipes do not contain heavy metals or other disputed matter
- Friction coefficient is - $K_b = 0.25 \text{ mm}$

The pipes are manufactured as class SN4 and SN8, pipes according to customer's request can be produced in class SN12 and SN16

CONNECTING METHODS

The pipes are produced in accordance with SRPS-EN13476 and EN1440

Connecting with angle fitting, connecting many pipelines with T branches and connecting over the saddle after grip (SAG).



CODE	DN		OD	ID	E	CWT	LWT	T	A	KG/M
10702000	Ø140	SN4	Ø160	139.8	1.2	0.5-0.9	0.9	17.44	3.5	0.8-1.1
10702020		SN8	Ø160	139	1.6	0.9-1.2	1.1	17.44	3.5	1.1-1.4
10702001	Ø200	SN4	Ø227	199	1.7	0.9-1.2	1.2	22.43	4.5	1.8-2.0
10702021		SN8	Ø227	198	2.2	1.2-1.6	1.4	22.43	4.5	2.1-2.5
10702002	Ø250	SN4	Ø283	249	2.2	1.2-1.4	1.5	26.17	5.1	2.8-3.1
10702022		SN8	Ø283	248	2.7	1.6-2.0	1.6	26.17	5.1	3.6-3.85
10702003	Ø300	SN4	Ø340	298.2	2.6	1.3-1.5	1.7	31.4	5.5	3.8-4.2
10702023		SN8	Ø340	297	3.2	1.7-2.2	1.8	31.4	5.5	4.5-5.2
10702004	Ø400	SN4	Ø453	397.8	3.2	1.4-1.7	2.2	39.25	7.9	5.8-6.6
10702024		SN8	Ø453	396	4.1	2.2-2.6	2.5	39.25	7.9	8.1-8.9
10702005	Ø500	SN4	Ø567	497.6	4.2	1.8-2.2	3.0	52.78	9.4	9.8-10.7
10702025		SN8	Ø567	495	5.5	2.4-3.1	3.3	52.78	9.4	12.6-13.5
10702006	Ø600	SN4	Ø680	597	5.2	2.6-3.0	3.5	65.97	13.2	15.0-16.5
10702026		SN8	Ø680	594	6.7	3.4-3.8	3.8	65.97	13.2	18.7-19.3
10702007	Ø800	SN4	Ø906	796	6.5	2.8-3.2	4.5	89.97	19.3	24.0-25.8
10702027		SN8	Ø906	792	8.5	4.3-5.1	4.7	89.87	19.3	31.6-33.4

SADDLE AFTER GRIP (SAG)

Saddle after grip is new, modern product, with great performance.

It is intended for subsequent connection to an existing pipeline for smooth as well as corrugated pipes. Using this system, combined with a great range of Peštan fittings, production of new lines of home, street and drain sewer, as well as connecting to existing lines becomes satisfaction.

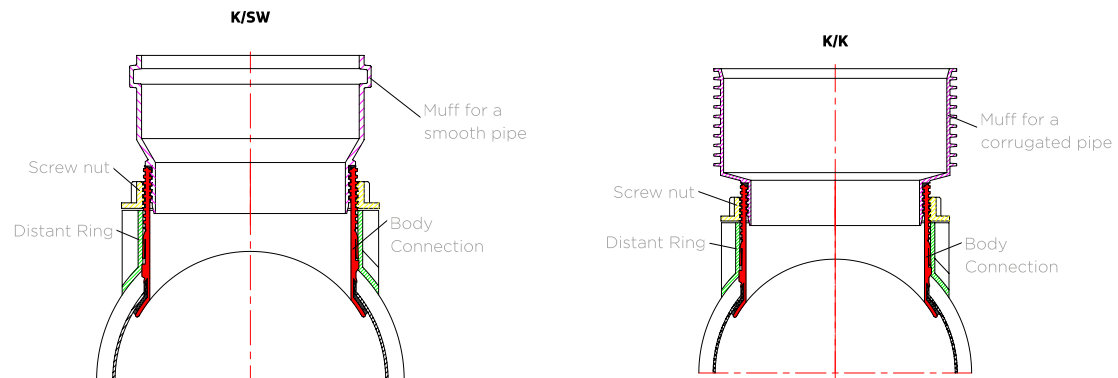
Peštan latest product main purpose is to be subsequently attached to an existing pipeline with a connection to smooth and corrugated pipes. The connection is safe and waterproof. It is made of ABS by injection molding technology.



SIZES


Sizes are given in the following table:

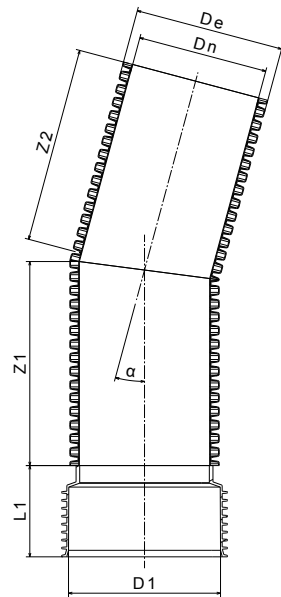
K/K CODE	K/SW CODE	
10799210	10799110	250/160
10799211	10799111	300/160
10799212	10799112	400/160
10799213	10799113	500/160
10799214	10799114	600/160
K/K CODE	K/SW CODE	
10799200	10799100	250/200
10799201	10799101	300/200
10799202	10799102	400/200
10799203	10799103	500/200
10799204	10799104	600/200



BENDS 15°, 30°, 45°, 60°, 90°

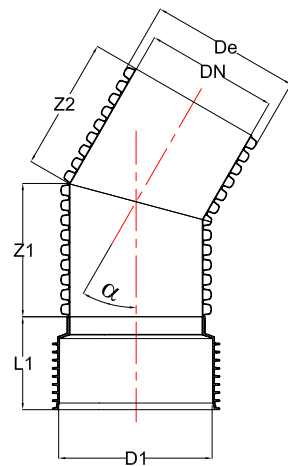
Bends are side fittings which main purpose is connecting pipes at certain angle in accordance with requirements (15°, 30°,45°,60°,90°). It is made in the technology of welding pipe segments and semi joints which has the function of integrated socket.





BEND 15°

CODE	DN	DE	D1	A	L1	Z1	Z2
10799240	140 F/M	160	162	30°	95	180	165
10799521	140 F/F	160	162	30°	95	180	165
10799241	200 F/M	227	230	30°	140	200	180
10799523	200 F/F	227	230	30°	140	200	180
10799242	250 F/M	283	286	30°	170	235	210
10799525	250 F/F	283	286	30°	170	235	210
10799243	300 F/M	340	346	30°	180	280	250
10799527	300 F/F	340	346	30°	180	280	250
10799244	400 F/M	453	458	30°	230	355	315
10799529	400 F/F	453	458	30°	230	355	315
10799245	500 F/M	567	575	30°	255	475	425
10799531	500 F/F	567	575	30°	255	475	425
10799246	600 F/M	680	686	30°	300	595	525
10799533	600 F/F	680	686	30°	300	595	525

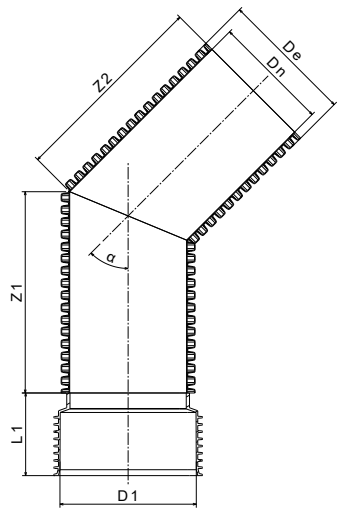


BEND 30°

CODE	DN	DE	D1	A	L1	Z1	Z2
10799250	140 F/M	160	162	30°	95	180	165
10799561	140 F/F	160	162	30°	95	180	165
10799251	200 F/M	227	230	30°	140	200	180
10799563	200 F/F	227	230	30°	140	200	180
10799252	250 F/M	283	286	30°	170	235	210
10799565	250 F/F	283	286	30°	170	235	210
10799253	300 F/M	340	346	30°	180	280	250
10799567	300 F/F	340	346	30°	180	280	250
10799254	400 F/M	453	458	30°	230	355	315
10799569	400 F/F	453	458	30°	230	355	315
10799255	500 F/M	567	575	30°	255	475	425
10799571	500 F/F	567	575	30°	255	475	425
10799256	600 F/M	680	686	30°	300	595	525
10799573	600 F/F	680	686	30°	300	595	525

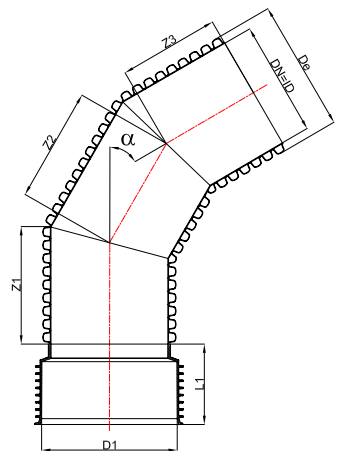
Measurements are given in millimeters (mm)

*F/M - female/male socket
F/F - female/female socket



BEND 45°

CODE	DN	DE	D1	A	L1	Z1	Z2
10799260	140 F/M	160	162	45°	95	210	210
10799586	140 F/F	160	162	45°	95	210	210
10799261	200 F/M	227	230	45°	140	225	225
10799588	200 F/F	227	230	45°	140	225	225
10799262	250 F/M	283	286	45°	170	260	260
10799590	250 F/F	283	286	45°	170	260	260
10799263	300 F/M	340	346	45°	180	315	315
10799592	300 F/F	340	346	45°	180	315	315
10799264	400 F/M	453	458	45°	230	395	395
10799594	400 F/F	453	458	45°	230	395	395
10799265	500 F/M	567	575	45°	255	530	530
10799596	500 F/F	567	575	45°	255	530	530
10799266	600 F/M	680	686	45°	300	660	660
10799598	600 F/F	680	686	45°	300	660	660

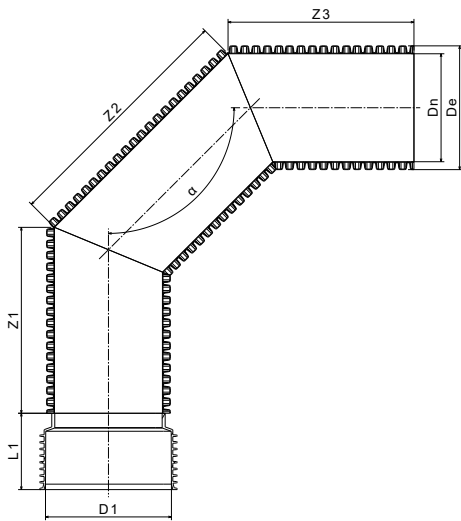


BEND 60°

CODE	DN	DE	D1	A	L1	Z1	Z2	Z3
10799270	140 F/M	160	162	60°	95	165	210	165
10799611	140 F/F	160	162	60°	95	165	210	165
10799271	200 F/M	227	230	60°	140	180	225	180
10799613	200 F/F	227	230	60°	140	180	225	180
10799272	250 F/M	283	286	60°	170	210	235	210
10799615	250 F/F	283	286	60°	170	210	235	210
10799273	300 F/M	340	346	60°	180	250	285	250
10799617	300 F/F	340	346	60°	180	250	285	250
10799274	400 F/M	453	458	60°	230	315	350	315
10799619	400 F/F	453	458	60°	230	315	350	315
10799275	500 F/M	567	575	60°	255	420	475	420
10799621	500 F/F	567	575	60°	255	420	475	420
10799276	600 F/M	680	686	60°	300	525	595	525
10799623	600 F/F	680	686	60°	300	525	595	525

Measurements are given in millimeters (mm)

*F/M - female/male socket
F/F - female/female socket



BEND 90°

CODE	DN	DE	D1	A	L1	Z1	Z2	Z3
10799280	140 F/M	160	162	90°	95	165	210	165
10799631	140 F/F	160	162	90°	95	165	210	165
10799281	200 F/M	227	230	90°	140	180	225	180
10799633	200 F/F	227	230	90°	140	180	225	180
10799282	250 F/M	283	286	90°	170	210	260	210
10799635	250 F/F	283	286	90°	170	210	260	210
10799283	300 F/M	340	346	90°	180	250	315	250
10799637	300 F/F	340	346	90°	180	250	315	250
10799284	400 F/M	453	458	90°	230	315	390	315
10799639	400 F/F	453	458	90°	230	315	390	315
10799285	500 F/M	567	575	90°	255	425	530	425
10799641	500 F/F	567	575	90°	255	425	530	425
10799286	600 F/M	680	686	90°	300	525	660	525
10799643	600 F/F	680	686	90°	300	525	660	525

Measurements are given in millimeters (mm)

*F/M - female/male socket
F/F - female/female socket

TEE

This fitting was obtained by welding pipe segments at an angle of 90° with the appropriate extension in the form of semi joint. Available for pipe diameters Ø140-Ø600.



K-BRANCH

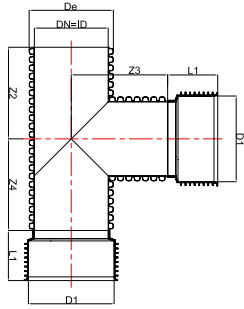
This fitting was obtained by welding pipe segments at an angle of 45° with the appropriate extension in the form of semi joint. Available for pipe diameters Ø140-Ø600.



EXCENTRIC REDUCER

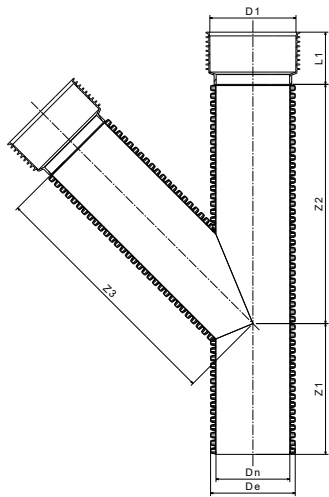
Fitting which main purpose is connecting pipes of different diameters. It is made of polypropylene injection molding technology. This fitting is available in sizes listed in the table.





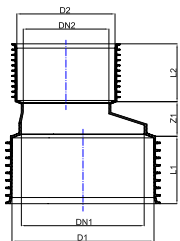
TEE

CODE	DN	DE	D1	L1	Z2	Z3	Z4
10799350	140 F/M	160	162	91	220	215	220
10799671	140 F/F	160	162	91	220	215	220
10799351	200 F/M	227	230	140	245	245	245
10799673	200 F/F	227	230	140	245	245	245
10799352	250 F/M	283	286	168	285	300	285
10799675	250 F/F	283	286	168	285	300	285
10799353	300 F/M	340	344	182	345	360	345
10799677	300 F/F	340	344	182	345	360	345
10799354	400 F/M	453	458	235	430	460	430
10799679	400 F/F	453	458	235	430	460	430
10799355	500 F/M	567	574	299	580	600	580
10799681	500 F/F	567	574	299	580	600	580
10799356	600 F/M	680	686	310	725	735	725
10799683	600 F/F	680	686	310	725	735	725



K-BRANCH

CODE	DN	DE	D1	L1	Z2	Z3	Z4
10799330	140 F/M	160	162	91	220	215	220
10799651	140 F/F	160	162	91	220	215	220
10799333	200 F/M	227	230	140	245	245	245
10799653	200 F/F	227	230	140	245	245	245
10799654	250 F/M	283	286	168	285	300	285
10799655	250 F/F	283	286	168	285	300	285
10799656	300 F/M	340	344	182	345	360	345
10799657	300 F/F	340	344	182	345	360	345
10799658	400 F/M	453	458	235	430	460	430
10799659	400 F/F	453	458	235	430	460	430
10799660	500 F/M	567	574	299	580	600	580
10799661	500 F/F	567	574	299	580	600	580
10799662	600 F/M	680	686	310	725	735	725
10799663	600 F/F	680	686	310	725	735	725



EXCENTRIC REDUCER

CODE	DN1	DN2	D1	D2	Z1	L1	L2
10799300	200	140	230	160	58	115	91
40000760	250	200	286	230	129	145	110
40000763	300	250	344	286	136	153	137
40000812	400	300	458	344	146	200	150
40000764	500	400	574	458	159	262	200
40000814	600	500	686	574	171	270	262

Measurements are given in millimeters (mm)

*F/M - female/male socket

F/F - female/female socket

TRANSITION FROM CORRUGATED TO SMOOTH PIPE

The purpose of this product is transition from smooth to corrugated pipe. It is made of polypropylene injection molding technology or welding. It is available in sizes that are given in the table.



END CAP

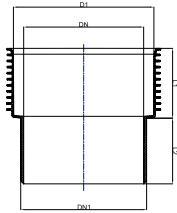
This product has a function of closing the pipes and fittings while installing pipes and different types of testing as well as for any other purpose. It is made in the technology of injection molding and welding polypropylene.



DOUBLE MUFF

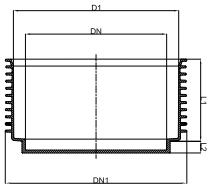
Fitting designed for linear connection of pipe with same diameter. The product is obtained by polypropylene injection molding.





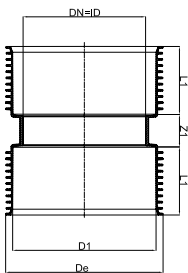
TRANSITION FROM CORRUGATED TO SMOOTH PIPE

CODE	DN	DN1	D1	L1	L2
10799500	140	160	162	90	90
40000771	200	200	230	115	120
40000772	250	250	286	145	143
40000773	300	315	346	153	155
40000774	400	400	459	235	200



END CAP

CODE	DN	DN1	D1	L1	L2
10799400	140	176	162	90	25,5
10799401	200	200	230	115	30
10799402	250	250	286	145	31
10799403	300	300	346	153	32
10799404	400	400	459	235	35
10799405	500	574	624	262	37
10799406	600	686	748	270	40



DOUBLE MUFF

CODE	DN	DE	D1	L1	Z1
10799000	140	176	162	90	51
10799001	200	252	230	115	60
10799002	250	312	286	145	62
10799003	300	375	346	153	64
10799004	400	498	459	200	70
10799005	500	624	575	262	74
10799006	600	748	690	270	80
40000792	800	960	919	325	90

Measurements are given in millimeters (mm)

BRAND MANIFESTO

We do not only sell pipes, we combine reliability with quality for the ultimate benefit of our clients.

We do not build short-term client relationships, but long-term and genuine partnerships.

Everything we do, we do with one thing in mind - to create ideas to perfectly match all our client needs and the best way for us to achieve this goal is to constantly educate our clients provide solutions that meet their specific needs and support them throughout the entire process.

Because our success is as big as your trust in us.



+381 034 700 300
OFFICE@PESTAN.NET

1300 KAPLARA 189
ARANDJELOVAC
34300 SERBIA

WWW.PESTAN.NET